



Performance Ka  
**Higher** Standard

FANS CATALOGUE 2026



### RAISING CUSTOMER DELIGHT THROUGH HIGHER PERFORMANCE

In the electrical industry, over the last 60 years, Standard Electricals has emerged as one of India's preferred brands.

Living up to its brand purpose—*Performance ka higher standard*—the business offers a wide range of technologically advanced products. From fans and water heaters to MCBs, RCCBs, distribution boards, modular switches, and copper flexible cables, every product reflects Standard's unwavering commitment to raising the bar of excellence.

To make these solutions accessible, Standard has developed an extensive network encompassing 3,000+ authorized dealers, 25+ exclusive brand stores, and 25,000+ retail outlets.

At the forefront of Standard's product evolution lies its Customer Experience & Designs (CXD) Studio, where creativity and user-centric design converge. This is complemented by its Centre for Research & Innovation (CRI), supported by four advanced R&D centres, enabling the business to consistently deliver products that are both functional and visually compelling.

Anchored in the 'Make in India' initiative, Standard operates five cutting-edge manufacturing facilities in Haridwar, Baddi, Sahibabad, Neemrana, and Alwar. Each product is rigorously tested to meet the highest safety and performance thresholds, ensuring the best quality.

Beyond its strong presence in the Indian market, Standard has also made a mark internationally. It has a significant presence in key SAARC nations, the Middle East, and African markets.

Driven by a commitment to innovation, quality, and design, Standard also upholds sustainable practices throughout its operations, including eco-friendly manufacturing processes and energy-efficient product design, contributing to a greener and more sustainable future.



CORPORATE OFFICE, NOIDA



State-of-the-Art Manufacturing Unit

Customer Experience & Design



Industry 4.0 Process



Center For Research & Innovation





# EQUATOR



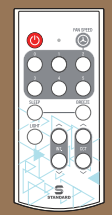
WALNUT GOLD



PEARL WHITE



WALNUT GOLD



Anti dust coating is not applicable for wood finish fan



SWEEP (mm)	VOLTAGE (V)	POWER INPUTS (Watt)	SPEED r/min (RPM)	AIR DELIVERY m³/min
1200 mm	230 V	48 W	330 r/min	216 m³ /min



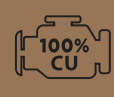
Free Installation



Remote Operation



3 Colour LED Light with Dimmable Feature



100% Copper Motor



Made In India

CUTTING AREA



PREMIUM UNDER LIGHT




# BLDC FANS




PRIMAIR






5 STAR  
ENERGY RATING





BLDC  
MOTOR


SAVE UP TO  
**50%**  
ON  
ENERGY BILL


IS : 374-2019  
  
CM/L-0008644286


SWEEP (mm)	VOLTAGE (V)	POWER INPUTS (Watt)	SPEED r/min (RPM)	AIR DELIVERY m <sup>3</sup> /min
1200 mm	230 V	37 W	280 r/min	240 m <sup>3</sup> /min


- 


3 Years  
Warranty
- 

Free  
Installation
- 

ABS Body  
& Blades
- 

Reverse  
Rotation
- 

Wider  
Air Throw
- 

Remote  
Operation
- 

Super-Silent  
Performance

BLDC RANGE

CUTTING AREA


ODION



PEARL WHITE



PEARL BROWN



SLATE



SWEEP (mm)	VOLTAGE (V)	POWER INPUTS (Watt)	SPEED r/min (RPM)	AIR DELIVERY m³/min
1200 mm	230 V	33 W	320 r/min	220 m³/min



3 Years Warranty



Free Installation



Premium IMD Finish



Wider Air Throw



100% Copper Motor



Remote Operation

BLDC RANGE

CUTTING AREA



BRIZA MAX



COCOA BROWN



ELEGANT WHITE



COCOA BROWN



SWEEP (mm)	VOLTAGE (V)	POWER INPUTS (Watt)	SPEED r/min (RPM)	AIR DELIVERY m <sup>3</sup> /min
1200 mm	230 V	33 W	350 r/min	220 m <sup>3</sup> /min



LED Light with CCT and Dimming



Super-Silent Performance



Super-speed Wider Air Throw



100% Copper Motor



3 Years Warranty



Made In India

BLDC RANGE

CUTTING AREA

BRIZA PLUS


Coming  
SOON



STONE GREY



ELEGANT WHITE



DENIM BLUE



SWEEP (mm)	VOLTAGE (V)	POWER INPUTS (Watt)	SPEED r/min (RPM)	AIR DELIVERY m³/min
1200 mm	230 V	33 W	350 r/min	220 m³/min



Super-speed  
Wider Air  
Throw



100%  
Copper  
Motor



3 Years  
Warranty



Made In  
India


BLDC RANGE

CUTTING AREA




BRIZA NEO







SMOKE BROWN



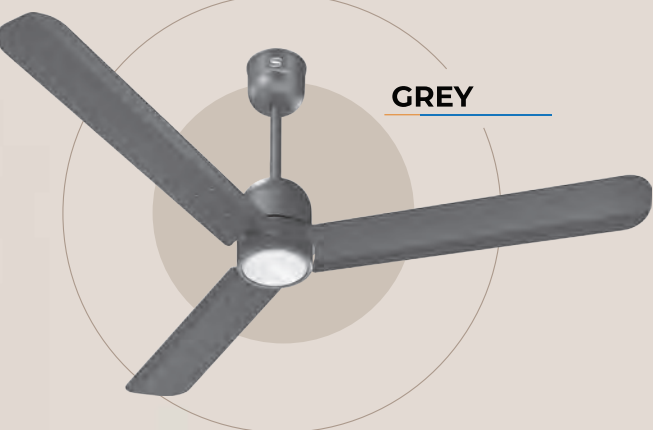
WHITE




SATIN BLACK




MATT BLUE




GREY




IS : 374-2019  
CML-0008644286



5 STAR ENERGY RATING



BLDC MOTOR



SAVE UP TO 50% ON ENERGY BILL

SWEEP (mm)	VOLTAGE (V)	POWER INPUTS (Watt)	SPEED r/min (RPM)	AIR DELIVERY m³/min
1200 mm	230 V	33 W	350 r/min	220 m³/min



RF Remote Sensing in All Direction



100% Copper Motor



3 Years Warranty



Made In India

BLDC RANGE

CUTTING AREA

# MAGNIA



SWEEP (mm)	VOLTAGE (V)	POWER INPUTS (Watt)	SPEED r/min (RPM)	AIR DELIVERY m <sup>3</sup> /min
1200 mm	230 V	32 W	350 r/min	225 m <sup>3</sup> /min



3 Years Warranty



Super-speed Wider Air Throw



100% Copper Motor



RF Remote Sensing in All Direction



Remote Operation





Dust Fighter

BLDC RANGE

CUTTING AREA



VENTO



SWEEP (mm)	VOLTAGE (V)	POWER INPUTS (Watt)	SPEED r/min (RPM)	AIR DELIVERY m³/min
1200 mm	230 V	33 W	350 r/min	220m³/min



Remote Operation



Super-Speed Wider Air Throw



Super-Silent Performance



100% Copper Motor



2 Years Warranty



Made In India

BLDC RANGE

CUTTING AREA

FRORER DECOR



CHAMP PEARL BROWN



PEARL WHITE



MIST DUSK



SWEEP (mm)	VOLTAGE (V)	POWER INPUTS (Watt)	SPEED r/min (RPM)	AIR DELIVERY m³/min
1200 mm	230 V	32 W	380 r/min	225 m³/min



Premium  
IMD Finish



Remote  
Operation



Dust  
Fighter



100%  
Copper Motor



2 Years  
Warranty



Made In  
India



FRORER




SMOKE BROWN



MATT BLUE CHROME



ELEGANT WHITE COPPER



ELEGANT WHITE CHROME



SWEEP (mm)	VOLTAGE (V)	POWER INPUTS (Watt)	SPEED r/min (RPM)	AIR DELIVERY m³/min
1200 mm	230 V	32 W	380 r/min	225 m³/min



Remote Operation



RF Remote Sensing in All Direction



100% Copper Motor



2 Years Warranty



Made In India


BLDC RANGE

CUTTING AREA



# DESIGNER FANS





SWEEP (mm)	VOLTAGE (V)	POWER INPUTS (Watt)	SPEED r/min (RPM)	AIR DELIVERY m <sup>3</sup> /min
1200 mm	230 V	50 W	370 r/min	225 m <sup>3</sup> /min



100%  
Copper Motor



RIBBED BLADE  
FOR BETTER BLADE  
STRENGTH



2 Years  
Warranty



Made In  
India



PEARL WHITE WOOD

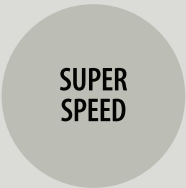
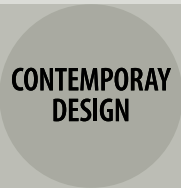
DASHER PRIME



CHAMPAGNE CHERRY WOOD



PEARL WHITE WOOD



SWEEP (mm)	VOLTAGE (V)	POWER INPUTS (Watt)	SPEED r/min (RPM)	AIR DELIVERY m³/min
1200 mm	230 V	50 W	370 r/min	225 m³/min
900 mm	230 V	39 W	420 r/min	140 m³/min
600 mm	230 V	57 W	850 r/min	112 m³/min



Dust Fighter



100% Copper Motor






2 Years Warranty



Made In India





SWEEP (mm)	VOLTAGE (V)	POWER INPUTS (Watt)	SPEED r/min (RPM)	AIR DELIVERY m <sup>3</sup> /min
1200 mm	230 V	48 W	370 r/min	220 m <sup>3</sup> /min





SWEEP (mm)	VOLTAGE (V)	POWER INPUTS (Watt)	SPEED r/min (RPM)	AIR DELIVERY m <sup>3</sup> /min
1200 mm	230 V	48 W	370 r/min	220 m <sup>3</sup> /min



100%  
Copper Motor



2 Years  
Warranty



Made In  
India





CHAMPAGNE-PEARL BROWN

FRORER DECOR ES



MIST DUSK

PEARL WHITE




SWEEP (mm)	VOLTAGE (V)	POWER INPUTS (Watt)	SPEED r/min (RPM)	AIR DELIVERY m³/min
1200 mm	230 V	48 W	370 r/min	220 m³/min
900 mm	230 V	39 W	420 r/min	140 m³/min
600 mm	230 V	57 W	850 r/min	112 m³/min



Premium  
IMD Finish



Dust  
Fighter



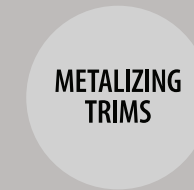
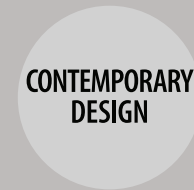

100%  
Copper Motor



2 Years  
Warranty



Made In  
India



SWEEP (mm)	VOLTAGE (V)	POWER INPUTS (Watt)	SPEED r/min (RPM)	AIR DELIVERY m <sup>3</sup> /min
1200 mm	230 V	48 W	370 r/min	220 m <sup>3</sup> /min



Dust  
Fighter



100%  
Copper Motor



2 Years  
Warranty



Made In  
India

\*Anti dust coating is not applicable for matt finish

DESIGNER  
RANGE


CUTTING AREA





COFFEE  
BROWN  
COPPER

FRORER ES

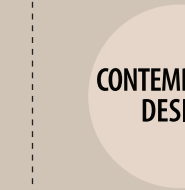


ELEGANT WHITE  
COPPER

BIANCO GOLD



MATT BLUE  
INDIGO CHROME



SWEEP (mm)	VOLTAGE (V)	POWER INPUTS (Watt)	SPEED r/min (RPM)	AIR DELIVERY m <sup>3</sup> /min
1400 mm	230 V	54 W	290 r/min	250 m <sup>3</sup> /min
1200 mm	230 V	48 W	370 r/min	220 m <sup>3</sup> /min
900 mm	230 V	39 W	420 r/min	140 m <sup>3</sup> /min
600 mm	230 V	57 W	850 r/min	112 m <sup>3</sup> /min



100%  
Copper Motor



Wide  
Range



2 Years  
Warranty



Made In  
India

MATT SLATE  
CHROME

FLORO ES



INDIGO BLUE CHAMPAGNE

MATT BLACK CHROME

MAROON ESPRESSO BROWN



SUPER  
SPEED

WIDER AIR  
DELIVERY



SWEEP (mm)	VOLTAGE (V)	POWER INPUTS (Watt)	SPEED r/min (RPM)	AIR DELIVERY m <sup>3</sup> /min
1200 mm	230 V	48 W	370 r/min	220 m <sup>3</sup> /min



High  
Performance  
at Low Voltage



100%  
Copper Motor



2 Years  
Warranty



Made In  
India

DESIGNER  
RANGE

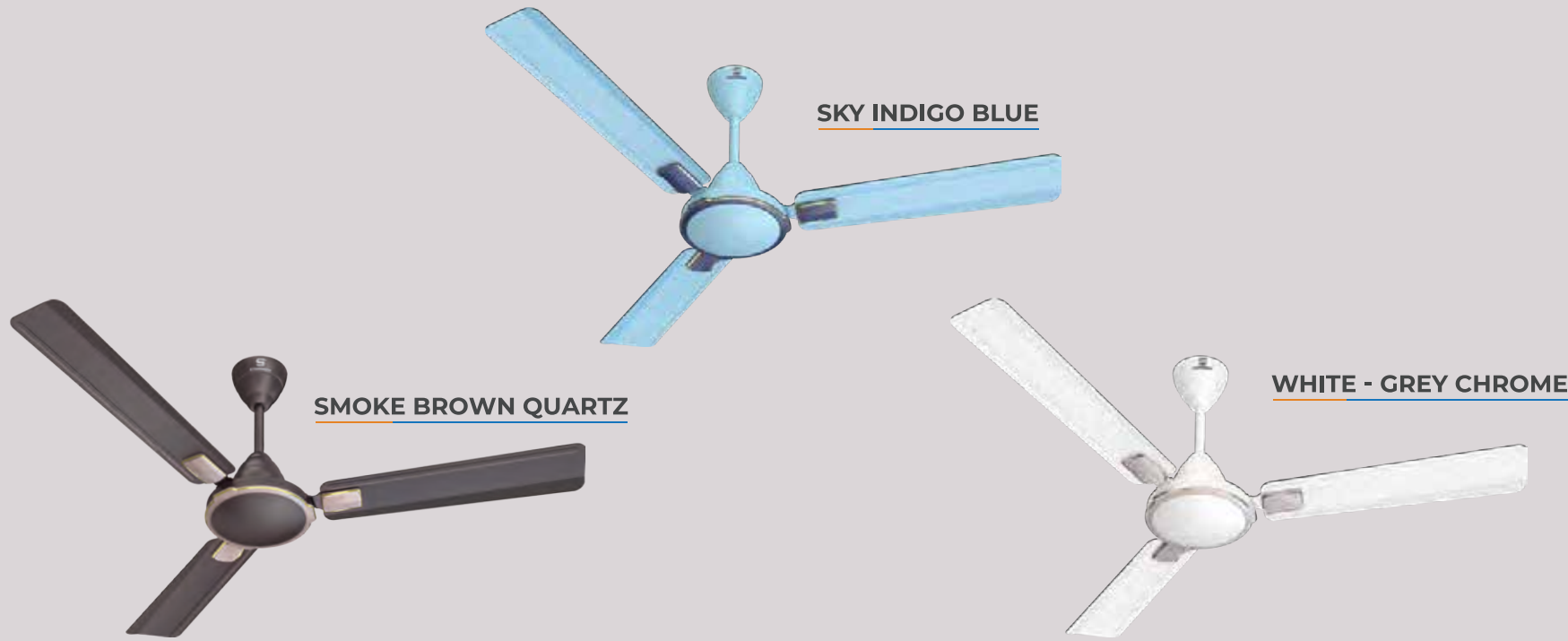
CUTTING AREA





KEYA ES





SMOKE BROWN QUARTZ



SMOKE BROWN QUARTZ

SKY INDIGO BLUE

WHITE - GREY CHROME

				
SWEEP (mm)	VOLTAGE (V)	POWER INPUTS (Watt)	SPEED r/min (RPM)	AIR DELIVERY m <sup>3</sup> /min
1200 mm	230 V	48 W	370 r/min	220 m <sup>3</sup> /min

**High Performance at Low Voltage**


**100% Copper Motor**

**2 Years Warranty**

**Made In India**

DESIGNER RANGE

CUTTING AREA



GLITZR NX



WHITE - ESPRESSO BROWN



BIANCO PEARL BROWN



METALIZED TRIMS

WIDER AIR DELIVERY



SWEEP (mm)	VOLTAGE (V)	POWER INPUTS (Watt)	SPEED r/min (RPM)	AIR DELIVERY m <sup>3</sup> /min
1200 mm	230 V	48 W	370 r/min	216 m <sup>3</sup> /min
900 mm	230 V	39 W	420 r/min	140 m <sup>3</sup> /min
600 mm	230 V	57 W	850 r/min	112 m <sup>3</sup> /min



High Performance at Low Voltage



2 Years Warranty



Made In India

DESIGNER RANGE

CUTTING AREA





**SUPEOAIR**

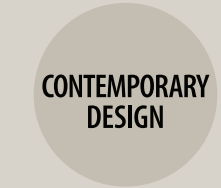
BROWN



WHITE

SMOKE BROWN

MATT BLUE



SWEEP (mm)	VOLTAGE (V)	POWER INPUTS (Watt)	SPEED r/min (RPM)	AIR DELIVERY m³/min
1200 mm	230 V	48 W	390 r/min	216 m³/min



100% Copper Motor




2 Years Warranty



Made In India

DESIGNER RANGE

CUTTING AREA




# REGULAR FANS





MIST HONEY

BREEZER  
PREMIUM ES



PASTEL PURPLE



MIST HONEY



METALLIC  
FINISH

WIDER AIR  
DELIVERY



SWEEP (mm)	VOLTAGE (V)	POWER INPUTS (Watt)	SPEED r/min (RPM)	AIR DELIVERY m³/min
1200 mm	230 V	48 W	370 r/min	220 m³/min



Dust  
Fighter




100%  
Copper Motor



2 Years  
Warranty



Made In  
India



SWEEP (mm)	VOLTAGE (V)	POWER INPUTS (Watt)	SPEED r/min (RPM)	AIR DELIVERY m³/min
1200 mm	230 V	48 W	370 r/min	220 m³/min
900 mm	230 V	39 W	420 r/min	140 m³/min



100%  
Copper Motor



2 Years  
Warranty



Made In  
India



REGULAR  
RANGE

CUTTING AREA





ZOE ES



HIGH SPEED

WIDER AIR DELIVERY



SWEEP (mm)	VOLTAGE (V)	POWER INPUTS (Watt)	SPEED r/min (RPM)	AIR DELIVERY m³/min
1400 mm	230 V	54 W	290 r/min	250 m³/min
1200 mm	230 V	48 W	370 r/min	220 m³/min
900 mm	230 V	39 W	420 r/min	140 m³/min
600 mm	230 V	57 W	850 r/min	112 m³/min



High Performance at Low Voltage



100% Copper Motor




2 Years Warranty



Made In India

REGULAR RANGE

CUTTING AREA



SPIDO NEO ES



SWEEP (mm)	VOLTAGE (V)	POWER INPUTS (Watt)	SPEED r/min (RPM)	AIR DELIVERY m³/min
1200 mm	230 V	48 W	390 r/min	216 m³/min
900 mm	230 V	38 W	450 r/min	140 m³/min



High Performance at Low Voltage



100% Copper Motor



2 Years Warranty



Made In India


REGULAR RANGE

CUTTING AREA






BUZZ NX



SMOKE BROWN



WHITE

GREY



SWEEP (mm)	VOLTAGE (V)	POWER INPUTS (Watt)	SPEED r/min (RPM)	AIR DELIVERY m³/min
1200 mm	230 V	48 W	370 r/min	216 m³/min



Super speed



Wider Air Delivery



Double Ball Bearing



2 Years Warranty



Made In India





# PORTABLE FANS



ALFA PRO HIGH SPEED



Pedestal Fan, 400 mm



WEB MESH GUARD  
FOR HIGHER SAFETY



POWER  
105 W



OSCILLATION

Wall Fan, 400 mm



Pedestal Fan,  
400 mm



RF Remote  
Sensing  
in All  
Direction

Aerodyna-  
mically designed  
& Balanced  
PP Blade

Sleep,  
Breeze &  
Timer

IS : 302-2-80 : 2017  
CM/L-8300169416

Model	Sweep (mm)	Power Inputs (Watt)	Speed r/min (RPM)	Air Delivery m <sup>3</sup> /min
Alfa Pro Pedestal	400 mm	57 W	1350 r/min	65 m <sup>3</sup> /min
Alfa Pro Pedestal	400 mm	57 W	1350 r/min	65 m <sup>3</sup> /min
Alfa Pro Wall	400 mm	57 W	2100 r/min	65 m <sup>3</sup> /min
Alfa Pro Wall	400 mm	57 W	2000 r/min	65 m <sup>3</sup> /min

ALFA HIGH SPEED



Wall Fan, 300 mm




WEB MESH GUARD  
FOR HIGHER SAFETY



POWER  
105 W



OSCILLATION



Wall Fan, 400mm



Table Fan, 400 mm



Pedestal Fan,  
400 mm

SUPER SPEED  
2100 r/min

OVERLOAD  
PROTECTION

DOUBLE BALL  
BEARING

IS : 302-2-80 : 2017  
CM/L-8300169416

Model	Sweep (mm)	Power Inputs (Watt)	Speed r/min (RPM)	Air Delivery m³/min
Alfa HS Table	400 mm	125 W	2100 r/min	90 m³/min
Alfa HS Pedestal	400 mm	125 W	2100 r/min	90 m³/min
Alfa HS Wall	400 mm	125 W	2100 r/min	90 m³/min
Alfa HS Wall	300 mm	105 W	2000 r/min	65 m³/min



ALFA

ALFA Table Fan, 400 mm



WEB MESH GUARD  
FOR HIGHER SAFETY



POWER  
57 W



ATTRACTIVE  
DUAL COLOR



Wall Fan, 400 mm  
White, Black, Blue & Blue -White



Wall Fan, 300 mm



Pedestal Fan, 400 mm  
White, Black, Blue  
& Blue -White

LOW POWER  
CONSUMPTION

OVERLOAD  
PROTECTION

AERODYNAMIC  
BLADE

IS : 302-2-80 : 2017  
  
CML-8300169416

Model	Sweep (mm)	Power Inputs (Watt)	Speed r/min (RPM)	Air Delivery m³/min
Alfa Table	400 mm	57 W	1350 r/min	65 m³/min
Alfa Pedestal	400 mm	57 W	1350 r/min	65 m³/min
Alfa Wall	400 mm	57 W	1350 r/min	65 m³/min
Alfa Wall	300 mm	57 W	1350 r/min	52 m³/min



GAMA

GAMA  
Pedestal Fan, 400 mm



WEB MESH GUARD  
FOR HIGHER SAFETY



POWER  
65 W

LOW POWER  
CONSUMPTION

OVERLOAD  
PROTECTION

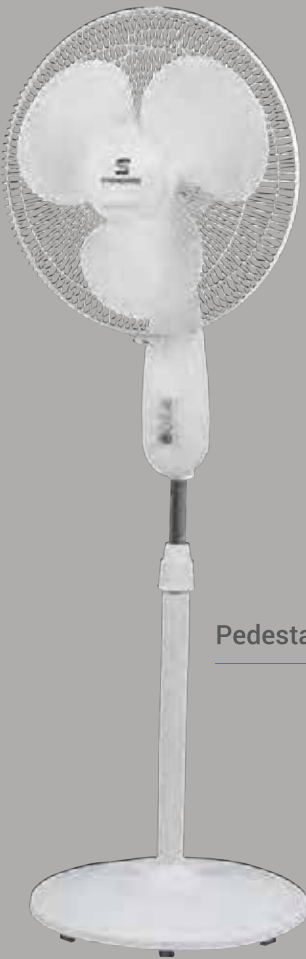
AERODYNAMIC  
BLADE

IS : 302-2-80 : 2017  
CM/L-8530097417

Model	Sweep (mm)	Power Inputs (Watt)	Speed r/min (RPM)	Air Delivery m³/min
Gama Pedestal	400 mm	65 W	1350 r/min	65 m³/min
Gama Wall	400 mm	65 W	1350 r/min	65 m³/min



Wall Fan, 400 mm



Pedestal Fan, 400 mm

PORTABLE  
RANGE


CUTTING AREA




PORTABLE FANS



STORM AIR NEO OSCILLATION  
Pedestal Fan, 400 mm



Storm Air Neo Oscillation



Storm Air Pro

Storm Air Pro Oscillation

Storm Air NX


Storm Air NX Oscillation

Model	Sweep (mm)	Power Inputs (Watt)	Speed r/min (RPM)	Air Delivery m³/min
Storm Air Pro	500 mm	135 W	1350 r/min	140 m³/min
Storm Air Pro Oscillation	500 mm	135 W	1350 r/min	140 m³/min
Storm Air Neo Oscillation	400 mm	90 W	2000 r/min	100 m³/min
Storm Air NX	500 mm	145 W	1400 r/min	140 m³/min
Storm Air NX Oscillation	500 mm	145 W	1400 r/min	140 m³/min

PORTABLE FANS



**AXIS**  
Cabin Fan, 300 mm



**PLUTO NEO** Turquoise  
Blue Cabin Fan, 230 mm



SUPER  
SPEED

AERODYNAMIC  
BLADE

WEB MESH  
GUARD

IS : 302-2-80 : 2017

CM/L-9600094820

IS : 302-2-80 : 2017

CM/L-8800152317

Axis Cabin Fan

Pluto Neo Fan

Model	Sweep (mm)	Power Inputs (Watt)	Speed r/min (RPM)	Air Delivery m³/min
Axis cabin fan	300 mm	80 W	2300 r/min	75 m³/min
Pluto neo cabin fan	230 mm	45 W	2800 r/min	38 m³/min






## EXHAUST FANS

PLASTIC - EXHAUST FAN



REFRESH AIR CT  
Plastic Exhaust Fan



Refresh Air Window Neo



Refresh Air DX



Refresh Air DX - HS

Model	Sweep (mm)	Power Inputs (Watt)	Speed r/min (RPM)	Air Delivery m³/hour	Rated Frequency (Hz)	Noise Level (dB)
Refresh Air CT	150 mm	25 W	2000 r/min	275 m³/hour	50 Hz	43 dB
	100 mm	15 W	2400 r/min	120 m³/hour	50 Hz	40 dB
Refresh Air DX	250 mm	35 W	1250 r/min	750 m³/hour	50 Hz	44 dB
	200 mm	30 W	1300 r/min	500 m³/hour	50 Hz	42 dB
	150 mm	25 W	1350 r/min	280 m³/hour	50 Hz	34 dB
Refresh Air Window Neo	150 mm	20 W	2100 r/min	250 m³/hour	50 Hz	43 dB
Refresh Air DX - HS	150 mm	55 W	2500 r/min	650 m³/hour	50 Hz	58 dB
	200 mm	68 W	2000 r/min	900 m³/hour	50 Hz	58 dB




EXHAUST FANS



REFRESH AIR SPS  
Metal Exhaust Fan



WEB MESH GUARD  
FOR HIGHER SAFETY



Refresh Air  
DBB Neo



Refresh Air  
SPS Premium



Refresh Air SPS

Model	Sweep (mm)	Power Inputs (Watt)	Speed r/min (RPM)	Air Delivery m³/hour	Rated Frequency (Hz)	Noise Level (dB)
Refresh Air BB Neo	300 mm	70 W	1400 r/min	1850 m³/hour	50 Hz	40 dB
	230 mm	45 W	1400 r/min	860 m³/hour	50 Hz	40 dB
Refresh Air SPS	300 mm	45 W	1350 r/min	900 m³/hour	50 Hz	40 dB
	230 mm	35 W	1350 r/min	510 m³/hour	50 Hz	40 dB
	150 mm	48 W	2750 r/min	400 m³/hour	50 Hz	40 dB
Refresh Air SPS Premium	300 mm	45 W	1350 r/min	900 m³/hour	50 Hz	49 dB
	230 mm	35 W	1350 r/min	510 m³/hour	50 Hz	47 dB



INDUSTRIAL EXHAUST FANS



REFRESH AIR HD  
Industrial Exhaust Fan




FRESHNESS  
Get Fresh Air



SMOOTHNESS  
Smooth Running Speed



IP55  
Protected



450 & 380  
Refresh Air HD Exhaust Fan

Model	Sweep (mm)	Power Inputs (Watt)	Speed r/min (RPM)	Air Delivery m <sup>3</sup> /min (CMM)	Current (A)	Noise Level (±1.5db)
Refresh Air HD	380 mm	166 W	1400 r/min	3700 m <sup>3</sup> /min	0.77 A	65 dB - 70 dB
Refresh Air HD	450 mm	410 W	1400 r/min	6200 m <sup>3</sup> /min	1.98 A	75 dB - 80 dB

IS:2312-1967



CML-3062441

For 380 mm, 450 mm

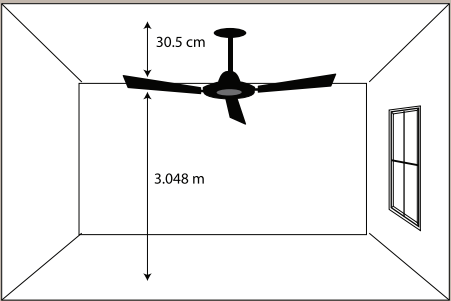
\* 380/450 mm in 1400 r/min



# SELECTION GUIDE

Ceiling Fans Recommended sweep for different room sizes

Model Size	Sweep / size (mm)	Suitable for room size
Ceiling Fan	600 mm	For small shops cabins & low ceiling
Ceiling Fan	750 mm	5.5 m² (1.8 m x 3.0 m)
Ceiling Fan	900 mm	6.5 m² (2.1 m x 3.0 m)
Ceiling Fan	1050 mm	9.3 m² (3.0 m x 3.0 m)
Ceiling Fan	1200 mm	14.5 m² (3.6 m x 4 m)
Ceiling Fan	1400 mm	20.8 m² (4.3 m x 4.9 m)
Domestic Exhaust Fan	150 mm / 200 mm	9.2 m³ (1.8 m x 1.8 m x 2.7 m)
Domestic Exhaust Fan	225 mm	16.3 m³ (2.4 m x 2.4 m x 2.7 m)
Domestic Exhaust Fan	300 mm	20.4 m³ (3.0 m x 2.4 m x 2.7 m)



To optimize the air delivery, ceiling fan should be approximately 3.048 m from the ground level and 30.5 cm below the ceiling.  
For larger room with more than one fan, the centre distance between each fan would vary with the sweep/size of the fan.

For large halls, auditoriums, offices, install two or more ceiling fans with a space as specified below

Sweep of Fan (mm)	Centre Distance
900 mm	1.8 m
1050 mm	2.1 m
1200 mm	2.4 m
1400 mm	3.0 m

Selection Guide-Exhaust Fans Exhaust Fans  
Ventilation rate (m³/h) = Volume (m³) x air changes per hour

Portable location	Air changes per hour
Office Hall / Bank / Hospital ward	08 h -12 h
Factory / Workshop	12 h - 20 h
Canteen / Restaurant	15 h - 20 h
Boiler House / Foundry	40 h - 60 h
Cinema / Auditorium / Kitchen / Toilet / Photographic darkroom	20 h - 30 h
Laboratory	08 h - 30 h

Example 1

Location : Office  
Air Volume : length (10 m) X width (10 m) x height (4 m) = 400 m³  
Air movement : 400 m³ X 10 h (as per table) = 4000 m³/h

Total Exhaust fan requirement

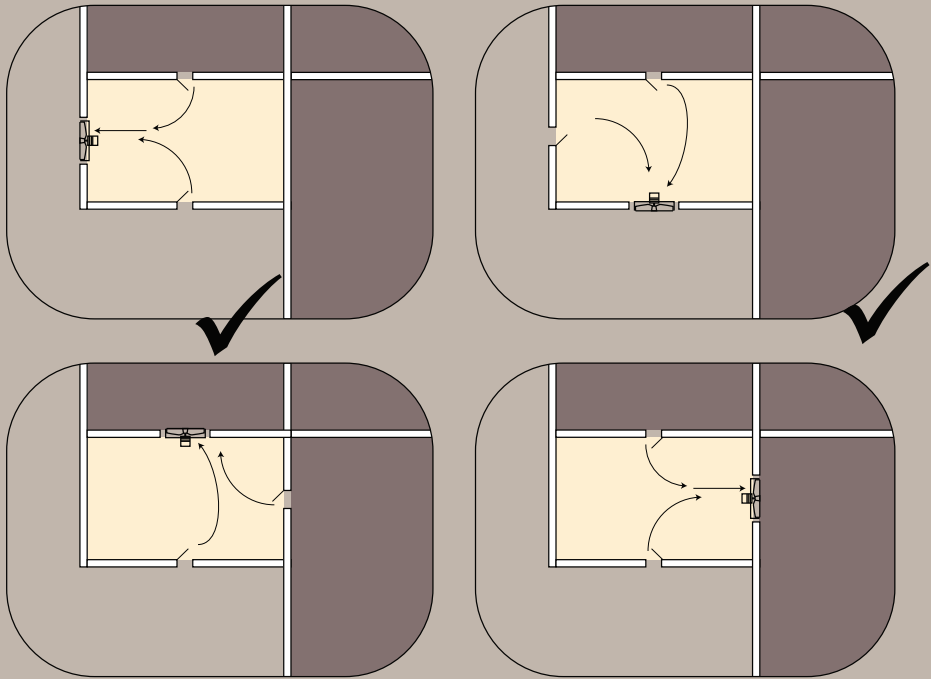
2 N (One fan of 300 mm sweep, 1420 r/min (Revolutions Per Minute)  
Exhaust fan discharge air @ 2000 m³/h).

Example 2

Location : Factory  
Air Volume : length (30 m) X width (20 m) x height (8 m) = 4800 m³  
Air movement : 4800 m³ X 20 h = 96000 m³/h

Total Exhaust fan requirement

9 N (One fan of 300 mm sweep, 900 r/min (Revolutions Per Minute)  
Exhaust fan discharge air @ 10520 m³ / h).





### **Havells India Ltd.**

Corp Office: QRG Towers, 2D, Sector-126, Expressway,  
Noida-201304 (U.P), Ph. +91-120-3331000

E-mail: [standard.ho@havells.com](mailto:standard.ho@havells.com) | [www.standardelectricals.com](http://www.standardelectricals.com)

Customer Care No. 08045 77 1313 | CIN - L31900DL1983PLC016304.

Copyright Subsists. Imitation of trade dress, graphics and color scheme of this packaging is a punishable offence.  
Due to continuous product improvement, the product illustrated on this carton may vary slightly from the actual product.  
Liability limited to repair/replacement of the product only.



**STANDARD**  
WEB STORE  
Scan to buy  
Product Online



**HAVELLS**  
**ONE**  
Scan to  
Download App



**STANDARD**  
BRAND STORE  
Scan for Nearest  
Exclusive Store



Customer Care No. : 08045 77 1313



Reach us on +91-9711773333  
to activate warranty & avail service.

All trademarks used herein are property of their respective owners. Any use of third party trademarks is for identification purpose only and does not imply endorsement